

Formal and Informal Diplomatic Networks in the Asia Pacific

Ted Hsuan Yun Chen

Department of Political Science
Pennsylvania State University

December 7, 2017

Background

This is the first step in a project that seeks to understand the formation of different types of diplomatic communication ties, and how these ties are related to each other.

Motivation

Diplomatic communication facilitates interstate cooperation by coordinating movement out of some suboptimal equilibrium.

Motivation

Diplomatic communication facilitates interstate cooperation by coordinating movement out of some suboptimal equilibrium.

States face hurdles to official diplomatic engagement at the track one level, and instead may draw upon resources afforded by track two diplomacy.

Motivation

Diplomatic communication facilitates interstate cooperation by coordinating movement out of some suboptimal equilibrium.

States face hurdles to official diplomatic engagement at the track one level, and instead may draw upon resources afforded by track two diplomacy.

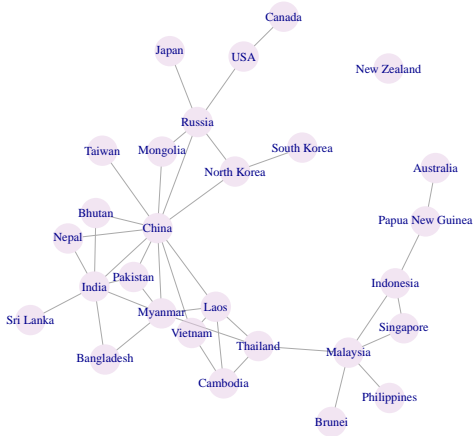
What are the systematic patterns in how these two tracks of diplomacy relate to each other?

Expectation

Track one and track two diplomatic ties should be mutually reinforcing.

Empirical Approach

The body of diplomatic communications that takes place between states is a network.



Measuring the Diplomatic Network

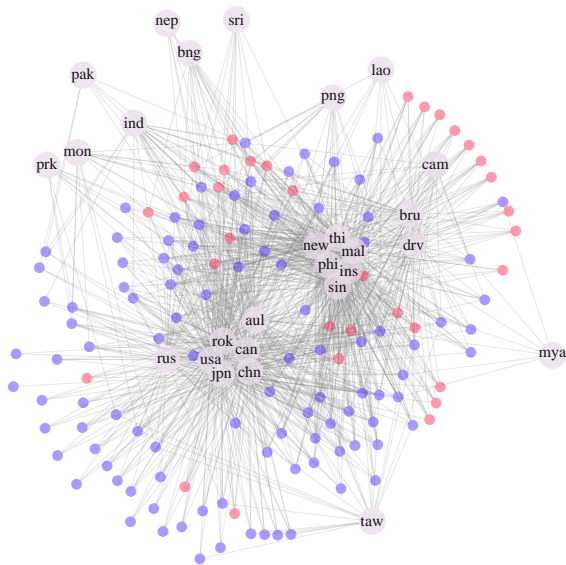
Data source: Dialogue and Research Monitor

Documents track one and track two meetings in the Asia Pacific region from 1993-2008.

Illustration of the DRM Data

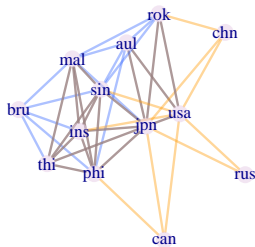
Basic Information			Issues			Participants			
Dialogue	Track	Year	Econ	Sec	...	CAN	CHN	JPN	...
Fifth Hokkaido Conf...	2	93	1	1		1	1	1	
South-East Asian...	2	97	0	1		0	1	1	
...					

Measuring the Diplomatic Network



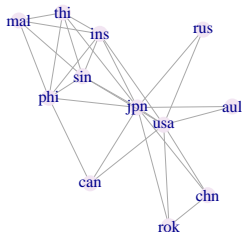
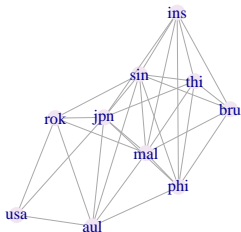
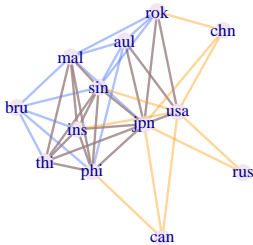
Measuring the Diplomatic Network

The DRM data is used to construct the two diplomatic network tracks.



Measuring the Diplomatic Network

The DRM data is used to construct the two diplomatic network tracks.



Exponential Random Graph Model

What is the underlying generative process for this observed network?

Exponential Random Graph Model

What is the underlying generative process for this observed network?

- ▶ Country characteristics (e.g. middle power)
- ▶ Dyad characteristics (e.g. total trade)
- ▶ Structural effects (e.g. triadic closure)

Exponential Random Graph Model

What is the underlying generative process for this observed network?

- ▶ Country characteristics (e.g. middle power)
- ▶ Dyad characteristics (e.g. total trade)
- ▶ Structural effects (e.g. triadic closure)

I use a cross-track structural effect as a measure of cross-track mutual reinforcement.

Results

Model for Track One and Track Two Diplomacy

Param.	<u>Track One</u>		<u>Track Two</u>		<u>Cross Track</u>		
	Est.	SE	Est.	SE	Param.	Est.	SE
Edge	-15.31*	7.53	-12.48	8.05	Alignment	2.23*	0.90
Alt-Star (2)	1.29	1.95	-0.35	1.11			
Alt-Triangle (4)	0.50	0.64	0.32	0.40			
Alt-2-Path (4)	-0.19	0.50	-0.01	0.24			
Middle Power	1.69	2.40	-0.48	0.61			
Super Power	-1.73	2.92	1.10	1.08			
ASEAN/CSCAP	-0.37	2.72	3.23	7.51			
Joint-ASEAN/CSCAP	12.19	16.19	-1.40	7.55			
Total Trade (Log)	0.81	0.54	0.73*	0.35			

*Indicates approximate Wald test statistic greater than 2 or less than -2.

Model converged so convergence statistics not presented.

Results from goodness-of-fit tests are satisfactory.

Discussion

The results indicate that the two diplomatic networks are indeed mutually reinforcing.

Questions or Comments?

I can be reached at ted.hsuanyun.chen@gmail.com.